



Ibanez

IBANEZ ACOUSTIC GUITAR

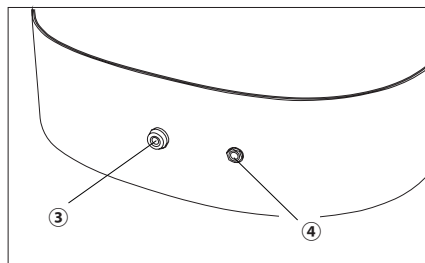
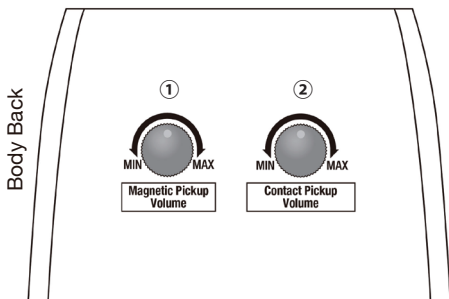
Preamp Information

Ibanez Custom Electronics w/
Magnetic Pickup Volume and Contact Pickup Volume



WWW.IBANEZACOUSTIC.COM

Ibanez Custom Electronics w/ Magnetic Pickup Volume and Contact Pickup Volume



ENGLISH

Basic Controls

① Magnetic Pickup VOLUME

Adjusts the volume of the Magnetic Pickup.

② Contact Pickup VOLUME

Adjusts the volume of the Contact Pickup.

③ Endpin Output Jack

④ 1/4" Output Jack

■ Monaural Output (Fig.1)

When only plugged in to the Endpin Output Jack ③, the signals of the Magnetic Pickup and Contact Pickup are mixed to produce monaural output. You can adjust the volume of each pickup using the onboard control knobs installed on the side.

MIX : Magnetic Pickup + Contact Pickup

Fig.1

■ Stereo Output (Fig.2)

When plugged into both output jacks ③ and ④, the signals of the Magnetic Pickup ③ and the Contact Pickup ④ output separately. You can adjust the volume of each pickup using the onboard control knobs installed on the side.

※ If the plug is only connected to the 1/4" jack (4), no sound will be output.





Fig.2



■ Replacing the batteries

1. Press the tab on the battery case and remove the old battery.
2. Insert the new 9V battery (006P type) into the battery case from the electrode side. Since there is no + (positive) and - (negative) polarity in the battery box, either \pm orientation of the battery is acceptable.
3. Close the battery case until the lid makes a click sound.

■ Battery Tester

When you plug in a guitar, the battery tester will activate; the LED will flash one time in red if there is adequate battery power, and will light in red if the battery power is too low.



NOTE

The battery used with the Pre-Amp needs to be replaced regularly. The battery needs to be replaced in situations such as the following:

- Deterioration in sound quality or reduction in volume
- A low battery warning is displayed

Also, be sure to remove the plug from the output jack when not using a guitar in order to prevent unnecessary damage to the battery.

- ※ The included battery is for confirming proper operation of the Pre-Amp at the factory, and may have a short lifespan.
- ※ Discard of used batteries in accordance with local laws and regulations.
- ※ The specifications and appearance of this product are subject to change without notification for the purpose of improvement.

